

A guide for clinicians by clinicians

Includes 51 online videos

Clinical Chest Ultrasound

From the ICU to the Bronchoscopy Suite

Editors

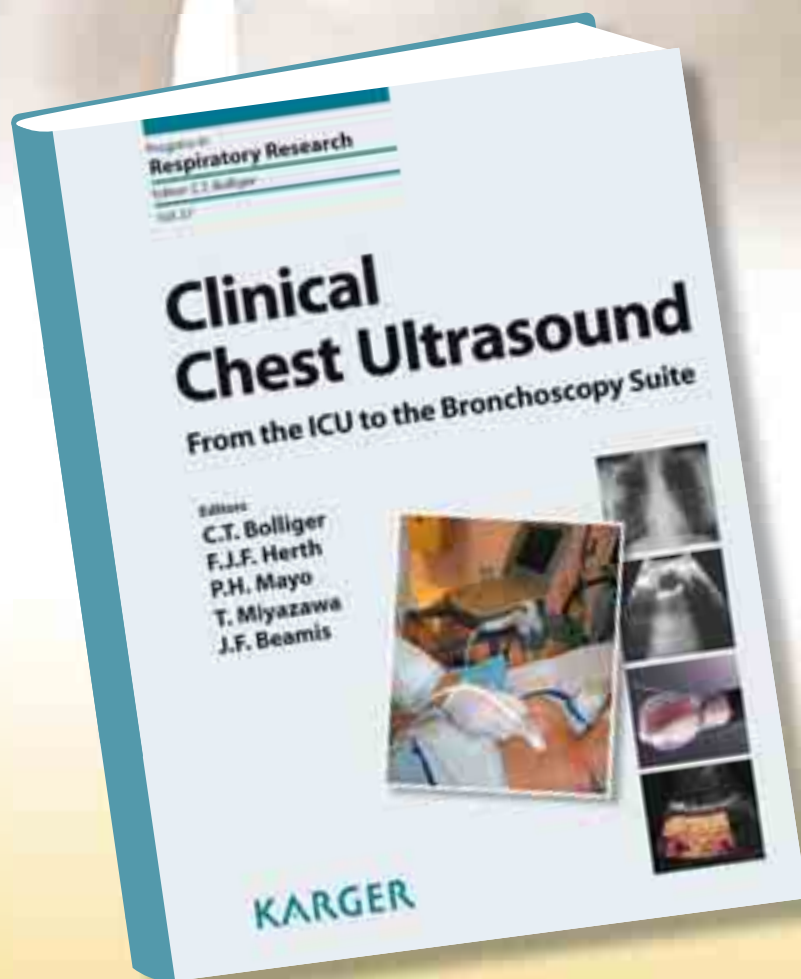
C.T. Bolliger

F.J.F. Herth

P.H. Mayo

T. Miyazawa

J.F. Beamis

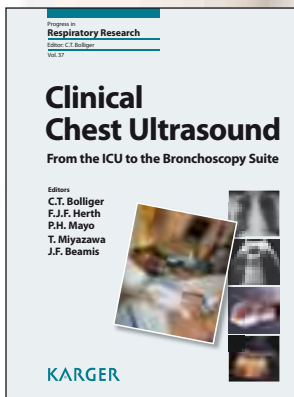


KARGER

Clinical Chest Ultrasound

From the ICU to the Bronchoscopy Suite

胸部超音波画像診断 -ICUから気管支内視鏡設備まで-



Progress in Respiratory Research, Vol. 37
Clinical Chest Ultrasound
From the ICU to the Bronchoscopy Suite
Editors: Bolliger, C.T. (Cape Town); Herth, F.J.F. (Heidelberg); Mayo, P.H. (New Hyde Park, N.Y.); Miyazawa, T. (Kawasaki); Beamis, J.F. (Burlington, Mass.)
X + 222 p., 214 fig., 41 in color, 11 tab., and online supplementary material, hard cover, 2009
CHF 188.- / EUR 134.50/ USD 188.00
ISBN 978-3-8055-8642-9
e-ISBN 978-3-8055-8643-6

本書は、胸水、左心右心の機能不全、縦隔リンパ節の病理や肺塞栓症など超音波検査によって得られる胸部疾患の画像診断を始め、胸部超音波検査に関する最高水準の手技や知見の最新動向を掲載しています。ICUから気管支内視鏡設備まで、ルーチンと救急処置を区別し胸部疾患の超音波検査全ての側面をカバーしています。多数の具体的画像と簡潔なテキストにより、診断処置が分かり易い構成となっています。掲載の画像写真以外にオンラインサイト上で51編の動画と6種の優れた画像がご覧になれます。臨床医のための臨床医によるガイドとして、トップレベルの専門家によって執筆されており、臨床医、呼吸器科医、集中治療専門医と胸部医学に関心をもつすべての医師・研究者にお勧めの一冊です。

www.karger.com/prer

KARGER



Foreword/Preface

The Basics

Physics of Diagnostic Ultrasound.

Creating the Image

Reuter, K.L.; Bogdan, A.

Thoracic Ultrasound Overview

Islam, S.; Tonn, H.

Transthoracic Ultrasound

Transthoracic Ultrasound for Chest Wall, Pleura, and the Peripheral Lung

Koegelenberg, C.F.N.; Diacon, A.H.; Bolliger, C.T.

Ultrasound of the Neck

Kreuter, M.; Delorme, S.; Schuler, A.; Herth, F.J.F.

Diagnosis of Pulmonary Embolism and Pneumonia Using Transthoracic Sonography

Reissig, A.; Kroegel, C.

The Mediastinum

Herth, F.J.F.

Critical Care Applications

Critical Care Echocardiography

Mayo, P.H.

Use of Ultrasound for Central Venous Access

Garibaldi, B.; Feller-Kopman, D.

Ultrasound Evaluation of the Lung

Pellecchia, C.; Mayo, P.H.

Pleural Ultrasonography in the Intensive Care Unit

Wang, J.S.; Doelken, P.

Abdominal Ultrasonography as Related to Problems of the Chest

Beckh, S.; Kirchpfering, K.

Use of Ultrasonography for the Diagnosis of Venous Thromboembolic Disease

Kaplan, A.E.; Kory, P.

Endoscopic Ultrasound Applications

Principles and Practice of Endoscopic Ultrasound

Nishina, K.; Hirooka, K.; Wiegand, J.; Dremel, H.

Short History of the Development of Endobronchial Ultrasound – A Story of Success

Becker, H.D.

State-of-the-Art Equipment and Procedures

Kurimoto, N.; Osada, H.; Miyazawa, T.

Convex Probe Endobronchial Ultrasound

Yasufuku, K.; Nakajima, T.

Endobronchial Ultrasound for Staging of Lung Cancer

Herth, F.J.F.

Endobronchial Ultrasonography for Peripheral Pulmonary Lesions

Kurimoto, N.; Osada, H.; Miyazawa, T.

Esophageal Ultrasound

Annema, J.T.; Rabe, K.F.

Competing Technologies: Ultrasound, Navigational Bronchoscopy, Optical Coherence Tomography, etc. – Who Will Win Out?

Lee, P.; Beamis, J.F.

Ultrasound and Therapeutic Procedures

Ultrasound and Medical Thoracoscopy

Michaud, G.; Ernst, A.

Endobronchial Ultrasound for Difficult Airway Problems

Shirakawa, T.; Ishida, A.; Miyazu, Y.; Kurimoto, N.; Iwamoto, Y.; Nobuyama, S.; Miyazawa, T.

Ultrasound Guidance for Endoscopic Treatment of Pulmonary Malignancies

Eberhardt, R.; Bugalho, A.

Ultrasound-Guided Drainage Procedures and Biopsies

Wang, J.S.; Doelken, P.

Author Index/Subject Index

Online supplementary material: www.karger.com/PRR037_suppl



Order Form

Progress in Respiratory Research

Please send:

copy/ies: Vol. 37:
Clinical Chest Ultrasound
CHF 188.– / EUR 134.50 / USD 188.00
ISBN 978-3-8055-8642-9

copy/ies: Vol. 36:
Diffuse Parenchymal Lung Disease
CHF 230.– / EUR 164.50 / USD 230.00
ISBN 978-3-8055-8153-0

copy/ies: Vol. 35:
Sleep Apnea: Current Diagnosis and Treatment
CHF 188.– / EUR 134.50 / USD 188.00
ISBN 978-3-8055-8049-6

copy/ies: Vol. 34:
Cystic Fibrosis in the 21st Century
CHF 198.– / EUR 141.50 / USD 198.00
ISBN 978-3-8055-7960-5

For easy ordering or information about other Karger publications log on to: www.karger.com/prer

Postage and handling free with prepayment

Payment:

Please charge this order to my credit card

American Express Diners
 Visa Euro-, MasterCard

Card no.:

Exp. date:

CVV/CVC (3 digits in the signature field on the back of Visa and MasterCard)

Check enclosed Please bill me

Name/Address:

Date:

Signature:

Orders can be placed at agencies, bookstores, directly with the publisher, or with any Karger distributor.


S. Karger AG, P.O. Box, 4009 Basel (Switzerland)
Fax +41 61 306 12 34, E-Mail orders@karger.ch
USA: S. Karger Publishers, Inc., 26 West Avon Road, P.O. Box 529, Unionville, CT 06085 (USA), Toll free: 1-800-828-5479
Germany: S. Karger GmbH, 79095 Freiburg
France: Librairie Médi-sciences, 75007 Paris
Gulf Council Countries, Iran, Middle East, North Africa, Turkey: Trans Middle East Internat. Distribution Co. Ltd., KaSha, Amman 11953 (Jordan)
Japan: Karger Japan, Inc., Tokyo 113-0034
China, Hong Kong, Taiwan, Malaysia, Indonesia: Karger China, Shanghai 200040 (China)

For details and further representatives and agencies see www.karger.com/worldwide

The 'blue' series

Progress in Respiratory Research

Series Editor
C.T. Bolliger (Cape Town)




Vol. 36

Diffuse Parenchymal Lung Disease

Editors: Costabel, U. (Essen); du Bois, R.M. (London); Egan, J.J. (Dublin)
X + 348 p., 144 fig., 15 in color, 47 tab., hard cover, 2007
CHF 230.– / EUR 164.50 / USD 230.00
ISBN 978-3-8055-8153-0

'Overall, however, this timely and comprehensive volume should generate broad appeal and excitement regarding future possibilities in the treatment and understanding of diffuse parenchymal lung disease.'

New England Journal of Medicine




Vol. 35

Sleep Apnea: Current Diagnosis and Treatment

Editors: Randerath, W.J. (Solingen); Sanner, B.M. (Wuppertal); Somers, V.K. (Rochester, Minn.)
XII + 244 p., 74 fig., 14 in color, 19 tab., hard cover, 2006
CHF 188.– / EUR 134.50 / USD 188.00
ISBN 978-3-8055-8049-6

'The book is generously illustrated with tables and colour figures. The references are comprehensive and up-to-date, citing the most recent literature including 2005. Many opinion leaders in the field are found among the 47 authors.'

Acta Clinica Belgica



Vol. 34

Cystic Fibrosis in the 21st Century

Editors: Bush, A.; Alton, E.W.F.W.; Davies, J.C.; Griesenbach, U.; Jaffe, A. (London)
X + 330 p., 83 fig., 15 in color, 47 tab., hard cover, 2006
CHF 198.– / EUR 141.50 / USD 198.00
ISBN 978-3-8055-7960-5

'Many of the world's experts have been brought together to produce this superb reference. There are 40 short and well-referenced chapters, which cover all aspects of the science and clinical care of the patient with cystic fibrosis. Each chapter provides a concise and up-to-date review ...'

Respiratory Care

Prices subject to change
EUR prices for Germany, USD prices for USA only

For details and information on earlier volumes:

www.karger.com/prer

To be ordered through:

KARGER